

*Color Selector*




*Quality . . .*

*Service . . .*

*Performance . . .*

**STANDARD  
COLORS**




**REGAL WHITE**



**BONE WHITE**



**SURREY BEIGE**



**SANDSTONE**



**ALMOND**



**BUCKSKIN**



**ASH GRAY**



**SLATE GRAY**



**CHARCOAL**



**MATTE BLACK**



**MEDIUM BRONZE**



**DARK BRONZE**



**PATINA GREEN**



**EVERGREEN**



**MANSARD BROWN**



**COLONIAL RED**




**ROMAN BLUE**



**PATRICIAN BRONZE**



**TERRA COTTA**



# Architectural Colors

## DEEP-TONE PREMIUM COLORS

ADDITIONAL COST WILL APPLY.



**REGAL BLUE**



**BRITE RED**



**HARTFORD GREEN**



**BRANDYWINE**

\* Colors are representative of colors offered and are not intended for matching purposes. Before placing an order, please request an actual color sample from McElroy Metal.

COLOR	*INVENTORY				
	Sunnyvale, Texas	Clinton, Illinois	Peachtree City, Georgia	Adelanto, California	Houston, Texas
Almond	✓	✓	✓		✓
Ash Gray	✓	✓	✓	✓	✓
Bone White	✓	✓	✓	✓	✓
Brandywine	✓	✓	✓		✓
Brite Red	✓	✓	✓	✓	✓
Buckskin	✓	✓			✓
Champagne Metallic	✓				✓
Charcoal	✓	✓	✓	✓	✓
Colonial Red	✓	✓	✓	✓	✓
Copper Penny Metallic	✓	✓	✓	✓	✓
Dark Bronze	✓	✓	✓	✓	✓
Evergreen	✓	✓	✓	✓	✓
Hartford Green	✓	✓	✓	✓	✓
Leadcoat	✓				✓
Mansard Brown	✓	✓	✓	✓	✓
Matte Black	✓	✓	✓	✓	✓
Medium Bronze	✓	✓	✓	✓	✓
Patina Green	✓	✓	✓	✓	✓
Patrician Bronze	✓	✓	✓	✓	✓
Pewweathered Galvalume	✓				✓
Regal Blue	✓	✓	✓	✓	✓
Regal White	✓	✓	✓	✓	✓
Roman Blue	✓	✓	✓	✓	✓
Sandstone	✓	✓	✓	✓	✓
Silver Metallic		✓	✓		
Slate Gray	✓	✓	✓	✓	✓
Surrey Beige	✓	✓	✓	✓	✓
Terra Cotta	✓	✓			✓
Texas Silver Metallic	✓				✓

\* Inventory shown is 24 gauge Galvalume Master Coil. Other gauges and substrates are available and inventory varies by location. Please inquire for specific inventory availability and freight rates.

## METALLIC COLORS

ADDITIONAL COST WILL APPLY.



**PREWEATHERED GALVALUME**



**LEADCOAT**



**SILVER METALLIC**



**COPPER PENNY METALLIC**



**TEXAS SILVER METALLIC**




**CHAMPAGNE METALLIC**



ALL COLORS ARE ENERGY STAR COMPLIANT

Do not mix metallic materials, as color may vary from batch to batch.



## Architectural Colors

### Paint Specifications

COLOR	REFLECTANCE	EMISSIVITY	SRI
ALMOND	0.60	0.84	70
ASH GRAY	0.39	0.84	41
BONE WHITE	0.71	0.85	86
BRANDYWINE	0.26	0.85	24
BRITE RED	0.42	0.84	45
BUCKSKIN	0.38	0.86	41
CHAMPAGNE METALLIC	0.38	0.80	38
CHARCOAL	0.32	0.85	32
COLONIAL RED	0.33	0.85	34
COPPER PENNY	0.49	0.85	55
DARK BRONZE	0.26	0.84	24
EVERGREEN	0.26	0.84	24
*GALVALUME PLUS	0.69	0.19	62
HARTFORD GREEN	0.25	0.85	23
LEADCOAT	0.37	0.82	38
MANSARD BROWN	0.30	0.85	30
MATTE BLACK	0.27	0.86	26
MEDIUM BRONZE	0.30	0.87	31
PATINA GREEN	0.46	0.85	51
PATRICIAN BRONZE	0.27	0.86	26
PREWEATHERED GALVALUME	0.30	0.79	27
REGAL BLUE	0.26	0.85	24
REGAL WHITE	0.68	0.86	82
ROMAN BLUE	0.26	0.85	24
SANDSTONE	0.54	0.86	63
SILVER METALLIC	0.57	0.78	64
SLATE GRAY	0.43	0.85	47
SURREY BEIGE	0.40	0.86	43
TERRA COTTA	0.35	0.85	36
TEXAS SILVER METALLIC	0.58	0.78	66

\*Bare Acrylic Coated Galvalume

#### Notes:

- Solar Reflectance is a measure of the amount of solar energy that is immediately reflected from the surface.
- Solar Emissivity is the ability of a material to emit the residual heat back into the surrounding atmosphere.
- The Solar Reflectance Index (SRI) is a measure of the roof's ability to reject solar heat, considering reflectance, emissivity and convection across the surface.

#### General Notes:

- Inventory and color offering can change without notice. Please contact your McElroy representative to confirm availability.
- Other widths and gauges are available on some items.
- Galvalume® is McElroy's standard substrate. G90 is available upon request.
- McElroy Metal features Fluoron® PVDF coatings on all products.
- Fluoron is manufactured by Sherwin-Williams Corporation.



CORPORATE OFFICE

1500 HAMILTON RD. • BOSSIER CITY, LA 71111